



ON THE COVER

During July of this year, the SAPFM organization held a skill presentation in Mass. I was involved demonstrating the crafting of a Wm. & Mary period dressing table (lowboy). The case and legs are totally dry assembled by dovetail construction and dowel tenons at the legs. Putting it together piece by piece, the making of the parts and construction method could be demonstrated clearly.

**Pages****Table of Content**

1. Cover - Demonstration Event
2. On the Cover.— Table of Content— Statement
3. Calendar of Events: Guild Meetings: Sub-Group Meetings: Board of Directors
4. President's Message (Please read introduction section)
- 5-6 Annual Guild Picnic
7. Tool Group: current activity
8. CNC Group: Current activity

Statement: All woodworkers, from beginners & hobbyists to professionals, are invited to join the Guild of Maine Woodworkers where individuals can meet and share their knowledge and skills. Monthly meetings include demonstrations, tool discussions and guest speakers as well as the popular show & tell where members show off their wood-working products, tools or gadgets. Meetings rotate around member's shops. Maybe you will gain an idea for your shop. If you need help on a project the Guild is the placer to be.

CALENDAR OF EVENTS

Sept.	Annual Picnic	Barbara White (pergola)	Yarmouth
Oct. 15	Guild Meeting	Deb Silverman	Brunswick
Nov. 19	Guild Meeting	OPEN	Volunteer Host Requested
Dec. 14	Quarterly Guild Mtg.	Wes Sunderland	W. Baldwin.

Monthly Meeting 3rd Tuesday—6:30pm. & Quarterly Meeting 2nd Saturday—10am.

SUB-GROUP CALENDAR

GROUP	DATE	HOST	LOCATION
CNC Group	Oct. 19th - 9-noon	Deb Silverman	Brunswick
B.I.G. Group	Oct. 12th - 9 am.	Barbara White	Yarmouth
TOOL Group	Oct. 8th - 6:30 pm.	Wes Sunderland	W. Baldwin

Above reflects NEXT current group meeting. Advanced dates TBD as each meeting is held.

GUILD OFFICERS

President — Wes Sunderland	Secretary — Randy Mayse
Vice Pres. — Jim Hanscom	Treasurer — Jim Hanscom

BOARD of DIRETORS

year ending

2024	2025	2026
Frank Southard	Rolf Dries	Robert Cort
Barbara White	Randy Mayse	Susan Chandler
Mark Tschiegg	Deborah Silverman	Wes Sunderland

PRESIDENT'S MESSAGE

To begin, **A request** in the works:

It would be a good addition to this newsletter if members would randomly E-mail me a photo of a crafted work they completed. I would like to feature other's work of art & wood instead of filling pages with items about my endeavors. First, I thinking of the cover page. It's always great to feature a good conversational piece of work on the front cover. Then a dedicated page or 2, maybe 3, to write about other member's projects & photos submitted.

Furthermore, something I have not done previously, is to print a news article pertaining to a sub-group activity. Although there are occasional announcements submitted on media about events happening, I've not condensed them to print. This would be an informative addition to the quarterly newsletter. It would be good for a group member to put together a "what's up" article. This may further attract other members to participate in the group.

Although I can "crop" a photo and work it a little, use care about the background areas. This is important. We wish to highlight the subject not the clutter.

Previously, I solicited a quarterly review to be publish. Instead, I can save random meeting announcements and/or short "what' up" article and piece things together for a newsletter.

Please send photo info as an ATTACHMENT in a JPEG file, so I can work the subject mater. Pertaining to written script, all needed is to re-type the data. Easy !

The Guild did NOT conduct any summer skill sessions. And the sub-groups do occupy extra time, that is good. I think we are all amazed how well these sub-groups formed and fell into place fulfilling a need directed towards individual's particular interests. The contributions each group participant volunteered makes the event quite informative. Everyone has their specialty they shine in.

Approaching the summer time, a proposal, an alternate instead of a skill session to conduct a group "work together project". How it may have work was to meet and review important crafting aspects about working the project then return to your shop and work it during the month. A project might require 2 meetings and then conclude the tasks of finishing the work.

A project thought was a table project might be a task possessing several skills to be applied. Leg attachment involves mortise & tenon joints although there are several joints applicable. Dovetails and/or molded edges need to be applied. Beneath table top bracing should be innovated to work the job. Of course the finish offers many choices. There are many possibilities in that category. Well, maybe next summer !

Any skiers ? Are you looking forward to snow ? I really like the mild fall probably, aat one time, Iworked outside thru the winter months. Fall was a down hill slide forme !!

Another harmonious gathering at Barbara's pergola, Yarmouth, perfect weather.



Too many names to list

Left: Barbara White, picnic host.

All are relaxing and ready to enjoy food




All Guild meetings enjoy a SHOW & TELL



Ron Boes discussing his conflict with a dust collection bag (I think)



Deb Silverman showing items (both) crafted from a previous CNC sub-group session.

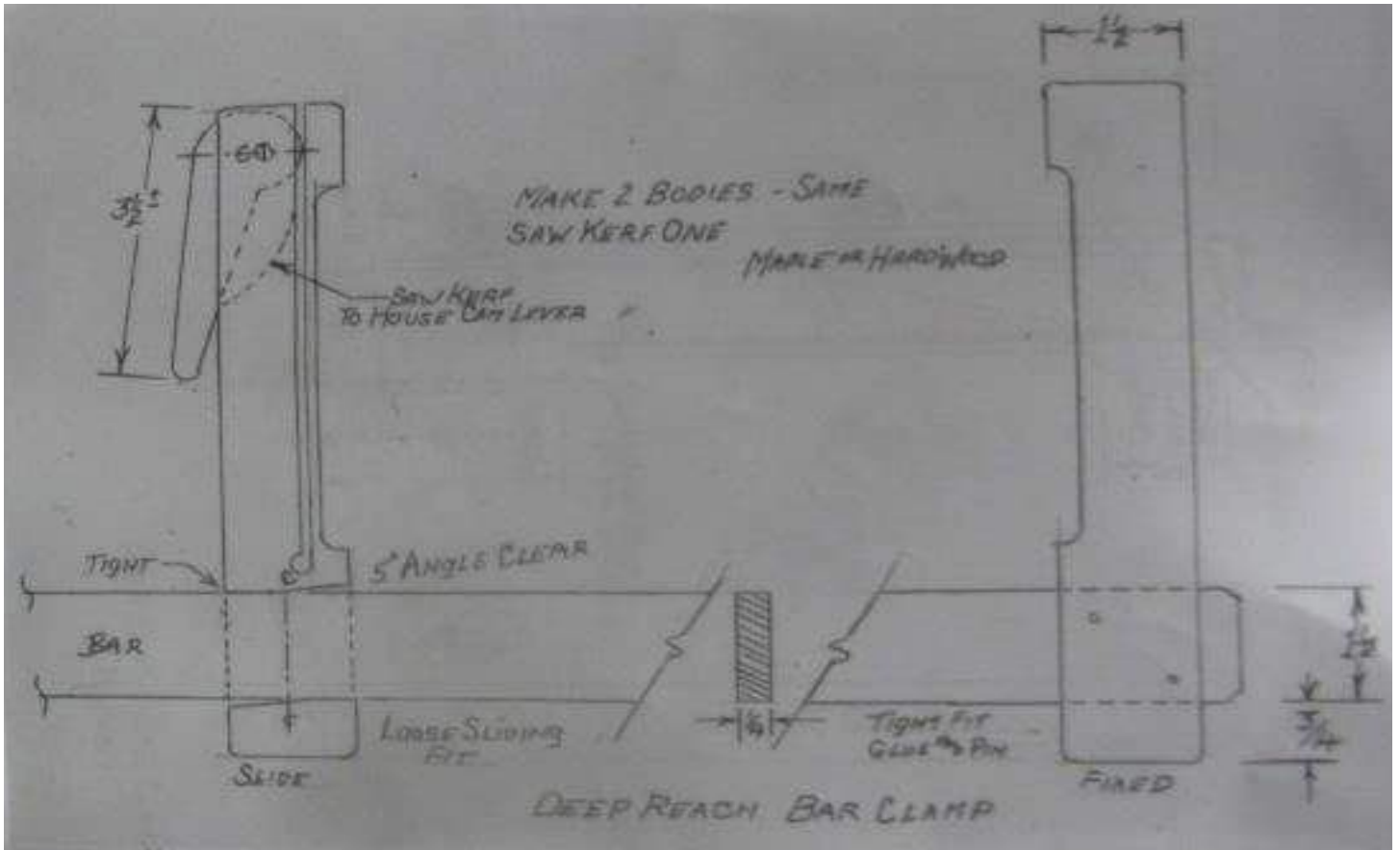


Steve Smith showing a CNC project
Items: topographical ground surfaces





Wes discussing a sub-group project coming up in the schedule, to make a wood bar clamp. Very useful for a Guild member cabinetmaker.





Tool Making Group: The deep reach clamp the group began to discuss and become involved got sidelined due to summer approaching. Here is a refresher to orientate for next meeting. After this, the bar clamp may be next in sequence, member's choice. See you at the meeting.





CNC Group scheduled meeting coming up, October 19th. Deb Silverman Host/shop.

Always a progressive meeting , learning and sharing ideas and techniques.

Wonderful shop to visit. Great gathering, Always welcoming new participants.

