


# THE DOVE-TALE


## Guild of Maine Woodworkers

NEWSLETTER

June 2017

Volume #9 2nd Quarter





## **ON THE COVER**

These are “shoot board planes” . A copy of the original Stanley #51 shoot plane as shown in the background at upper right (above & on the cover). Although the #51 is a rare plane, the manufactured shoot board #52 by Stanley is even rarer, therefore not shown ! The two new shoot planes (right photo) are the production result of Lie-Nielson Toolworks. The right handed plane is the major production model, but a left handed plane (limited edition) has been manufactured for lefties and for left side shooting board requirements.

Now, I need to design a shoot board to handle both right & left shoot plane (That may result in a future “show & tell” Guild meeting feature.) Wes.

**Page**

**CONTENT**

<b>1</b>	<b>Cover: Shoot Board Planes</b>
<b>2</b>	<b>On the Cover &amp; Content</b>
<b>3</b>	<b>Calendar, Officers, Statements</b>
<b>4</b>	<b>President’s Message</b>
<b>5-6</b>	<b>April Meeting: Ron Boes shop</b>
<b>7-8</b>	<b>May Meeting: Dell Osman shop</b>
<b>9-10-11</b>	<b>Quarterly Tour: Windsor Chairmakers: Lincolnville</b>
<b>12</b>	<b>Expo 2017</b>

**Guild of Maine Woodworkers      Volume #9      2nd Quarter**  
**Calendar of Events**

---

June 10th. Quarterly:      Windsor Chair Makers—field trip  
   July & August—no Guild meetings.  
July:      7th & 8th Open House Event at  
   Lie-Nielsen Toolworks:      Warren  
Sept. 16th Annual Picnic      Dan Crowley      New Gloucester  
Oct. 6,7,&8      3rd. “Expo 2017” Show      Westbrook Armory  
Oct. 24th Meeting      Rob Brand      Naples  
Nov. 21st. Meeting      Ron Hodgdon      Durham  
Dec. 16th. Quarterly Mtg. Wes Sunderland      Baldwin  
   Board of Director’s meeting— 10 am.  
   Woodwork meeting——— 1 pm  
   (Lunch provided)

---

**MISSION:** The Guild of Maine Woodworkers, Inc. purpose is:  
To promote the knowledge of woodworking as a craft to the public  
To further education activities for members and interested individuals  
To promote professional woodworkers with their ventures.

---

**STATEMENT:** All woodworkers, from beginners & hobbyists to professionals are invited to join the Guild of Maine Woodworkers where individuals can meet and share their knowledge and skills. Monthly meetings include demonstrations, tool discussions, and guest speakers, as well as the popular “show & tell” when members show off their woodworking products, tools or gadgets. Meetings rotate around member’s shops. Maybe you’ll get some ideas for your shop. If you need help, advise, “how to do” suggestions on a project, the Guild is the place to be.

---

<b>OFFICERS{</b>		<b>DEPARTMENTS:</b>	
President	Wesley Sunderland	Membership	Wesley Sunderland
Vice President	Dell Osman	Webmaster	Patricia Sunderland
Treasurer	Patricia Sunderland	Newsletter	Wesley Sunderland
Secretary	Barbara White		

**President Message**

The Guild experienced a great June tour to the Windsor Chair makers in Lincolnville Beach, just North of Camden on St. Rt. #1. Although I had been at the premise a few time in the past 20 years, I never went into the showroom, just the shop. I was amazed at the display in variety of furniture the show produced. The setting of display was just right. An older 19th century residence converted into the showroom. Mike, a 30 year veteran foreman guided the tour and presented a great showing of the shop. Those that did not attend, missed a good showing of furniture and shop operation.

The Expo 2017, a third year of the Guild sponsored furniture showing is shaping up well. The call for entrees went well receiving about 22 vendors; however upon billing for deposits quite a few dropped out leaving 8 cabinetmakers to show. We've picked up a few more making a total of 10 participating. More names have been worked to sign in and a promotional will be presented during the Lie-Nielsen open house event. We will do well to pick up 4 additional vendors. The goal is to sell about 22 spaces. Of course, more is better. Members can help by talking and promoting the show to other woodworkers that may have a potential interest to show their furniture. And, this is a furniture show, not knick-knacks, or a craft fair.

The Kennebec Valley Woodworkers Association expressed their struggle to maintain an active membership and program, but finally "threw in the towel". Because they had taken an active role in the Expo furniture show for the first two years, and shared the profit, the association sent the balance of their account to the Guild. It was in the amount of \$474.08. This will be put towards advertising expense for the current show. Thank you very much Kennebec woodworkers. Timing was good and very helpful.

Dan Crowley has volunteered, (so the rumor goes), to host the annual September Guild picnic this year. I believe this is at least the third year in a row he has done this trick. Great place and a nice little pond to picnic on the water edge. This is usually a "pot luck" event and some coordination will be emailed out prior to organizing the event smoothly. Last picnic, Dan demonstrated his portable saw mill and "quartered sawed" a log. Quite impressive to get a good yield from a log. It's always been a good showing and with luck the weather will cooperate again.

Well, I've made some brief hinting suggestions in the past half or more year that I'm thinking about stepping down as President of the Guild. This is my tenth consecutive year in guiding the Guild. I was president for one year somewhere back in 1998 or so, quite a while back. I made an attempt to change some directions but volunteers didn't step in to help carry the tasks. So I did not take on the presidency a second year but acted, quite often, as a one man committee and got things done. With that said, I will continue to be "membership and newsletter" department head. I like producing the newsletter and doing shows to invite new members into the Guild. Soooooooo, someone needs to fill the vacancy. Wes.

**APRIL GUILD MEETING: Ron Boes' shop.**

**Ron had made several chairs over the years and was showing features of the first proto type chair.**



**A close-up of the chair.**

**These are two end tables with glass set into the top frames. At a previous meeting, members critiqued methods to set the glass into the frame. Ron achieved this to include contrasting wood with a decorative result**



**MAY GUILD MEETING at Dell Osman's shop & residence, the usual sunny meet-  
ing**



**Left: Too many to name. A great gathering of members.  
Bottom Left: Set-up for demo on Dell's new self made bench. Rt.to Lft: Ron Hodgdon, Dell Osman, & Wes S.  
Bottom Right: Explaining various sash planes, both wood and the Stanley #45. Same three: Ron, Dell, & Wes.**

**Rolf Dries showing his Bow Saw—**





## **MAY meeting (cont.)**

**Wes Sunderland setting up the Stanley #45 with a sash cutter and a board ready for planing the edge to form a muntin.**



**Some planing in action. The board is on edge held in a vise.**

**Looking on in amazement are:**

**Dell Osman, Ron Hodgdon, Stig Ammentorp, Bob Munier, Ron Boes, Rolf Dries, Barbara White, Bill Lewis, and Randy Mayse**



**The board has been planed both sides in a muntin profile.**

**Making ready to rip saw the molded piece off the remaining board.**

**A portion of a previous sash in the foreground to show typical assembly.**

**Dell's checking the bench for scratches.**





Approximately 10-12 Guild members and guests met at the Windsor Chair Maker Shop and Gallery to have an extensive tour of both. It was a very exciting event for those interested in the fabricating details in the shop and the end results in the Gallery.

**June quarterly tour to Lincolnton. A visit to the showroom and the shop. Mike, the veteran foreman, is introducing the group in the showroom. Although, Windsor chairs are the major product, tables to complement the chairs, chests, beds, and assorted items are produced. Right: Mike is standing on a bow back Windsor tilted down and flexing w/o breaking.**



Mike is giving the history of the furniture made and displayed in the Shaker Gallery.




## Windsor Chairmakers Tour.



**Top: A highboy and a tall chest fabricated in period design and construction. Fine examples. The spacious showroom. One of many rooms of a period house converted to showrooms.**



## Windsor Chair Tour



**Top: Wandering freely thru the shop and viewing set-ups. A highboy that has been at the door of the shop for 30 or more years. The left side, exposed to weather and sun is falling apart ! It is unfinished, heavy curly maple, and just left to weather the storm !**

**Mike is explaining the chair seat routing operation, w/o an actual seat blank in place. He is holding the "feeler tip" that follows the hollow of the pattern seat. A particular sequence is followed prior to boring for leg posts. Right: a chair base "dry fitted" as an example.**

